

Prices for Securities Traded as of 24/09/2021

Printed 24/09/2021 15:00:36.036



PRICES FOR EQUITY SECURITIES TRADED ON 24/09/2021

S/N	COMPANY	PCLOSE	OOPEN	OPEN	HIGH	LOW	%SPREAD	OCLOSE	CLOSE	CHANGE	%CHANGI	TRADES	VOLUME	VALUE
1	ABCTRANS	0.33	-	0.33	-	-	-	-	0.33	-	-	8	124,791	38,939.54
2	ACADEMY	0.39	-	0.39	-	-	-	-	0.39	-	-	4	719	291.18
3	ACCESS	8.60	-	8.60	8.95	8.60	3.91	8.95	8.95	0.35	4.07	199	11,554,091	100,874,974.40
4	AFRIPRUD	6.45	-	6.45	6.40	6.40	-	-	6.40	-0.05	-0.78	32	543,498	3,471,569.00
5	AFROMEDIA	0.20	-	0.20	0.20	0.20	-	-	0.20	-	-	1	147,000	29,400.00
6	AIICO	0.96	-	0.96	0.96	0.96	-	-	0.96	-	-	15	828,850	797,610.50
7	AIRTELAFRI	715.00	-	715.00	-	-	-	-	715.00	-	-	5	78	54,115.40
8	ALEX	7.20	-	7.20	-	-	-	-	7.20	-	-	2	300	1,950.00
9	ARDOVA	15.50	-	15.50	-	-	-	-	15.50	-	-	47	781,716	11,521,375.40
10	BERGER	8.90	-	8.90	-	-	-	-	8.90	-	-	9	4,376	39,588.00
11	BETAGLAS	52.95	-	52.95	-	-	-	-	52.95	-	-	40	383,718	18,832,287.25
12	BOCGAS	11.65	-	11.65	-	-	-	-	11.65	-	-	14	49,484	531,080.30
13	BUACEMENT	68.00	-	68.00	-	-	-	-	68.00	-	-	84	724,067	44,609,066.40
14	CADBURY	8.00	-	8.00	-	-	-	-	8.00	-	-	23	34,733	275,251.80
15	CAP	19.60	-	19.60	-	-	-	-	19.60	-	-	15	171,717	3,350,865.20
16	CAVERTON	1.72	-	1.72	1.75	1.69	3.43	-	1.75	0.03	1.74	21	1,160,489	1,984,084.51
17	CHAMPION	1.91	-	1.91	2.00	2.00	-	-	2.00	0.09	4.71	13	799,464	1,604,298.13
18	CHAMS	0.22	-	0.22	0.23	0.22	4.35	-	0.23	0.01	4.55	28	8,963,668	2,014,740.16
19	CHELLARAM	2.24	-	2.24	-	-	-	-	2.24	-	-	1	4,824	9,889.20
20	CHIPLC	0.55	-	0.55	0.57	0.57	-	0.57	0.57	0.02	3.64	4	200,000	114,000.00
21	CILEASING	4.70	-	4.70	-	-	-	-	4.70	-	-	5	59,871	253,254.33
22	CONOIL	24.55	-	24.55	25.50	25.50	-	-	25.50	0.95	3.87	30	514,709	13,092,238.40
23	CORNERST	0.58	-	0.58	-	-	-	-	0.58	-	-	6	9,151	5,197.58
24	COURTVILLE	0.32	-	0.32	0.33	0.32	3.03	-	0.32	-	3.13	23	1,356,588	433,600.80
25	CUSTODIAN	6.70	-	6.70	-	-	-	-	6.70	-	-	8	37,666	256,128.80

Prices for Securities Traded as of 24/09/2021

Printed 24/09/2021 15:00:36.036

S/N	COMPANY	PCLOSE	OOPEN	OPEN	HIGH	LOW	%SPREAD	OCLOSE	CLOSE	CHANGE	%CHANGI	TRADES	VOLUME	VALUE
26	CUTIX	4.70	-	4.70	4.70	4.65	1.06	-	4.65	-0.05 ↓	-1.06	9	685,200	3,229,102.80
27	CWG	1.25	-	1.25	-	-	-	-	1.25	- →	-	1	5,000	6,000.00
28	DAARCOMM	0.20	-	0.20	-	-	-	-	0.20	- →	-	2	10,111	2,022.20
29	DANGCEM	245.00	-	245.00	-	-	-	-	245.00	- →	-	37	142,777	34,911,879.60
30	DANGSUGAR	17.20	-	17.20	-	-	-	-	17.20	- →	-	81	706,552	12,188,863.75
31	EKOCORP	5.79	-	5.79	-	-	-	-	5.79	- →	-	1	3,000	15,660.00
32	ELLAHLAKES	4.25	-	4.25	-	-	-	-	4.25	- →	-	2	25	101.50
33	ETERNA	6.67	-	6.67	7.00	7.00	-	-	7.00	0.33 ↑	4.95	47	1,095,026	7,617,220.71
34	ETI	5.15	-	5.15	5.30	5.20	1.89	5.30	5.30	0.15 ↑	2.91	25	16,592,559	87,810,381.10
35	FBNH	7.50	-	7.50	7.50	7.45	0.67	-	7.50	- ↓	-0.67	122	481,508,648	3,611,263,175.25
36	FCMB	2.96	-	2.96	2.96	2.95	0.34	-	2.96	- ↓	-0.34	21	1,097,204	3,241,858.29
37	FIDELITYBK	2.41	-	2.41	2.45	2.39	2.45	-	2.45	0.04 ↑	1.66	54	5,618,614	13,578,599.75
38	FIDSON	6.09	-	6.09	6.05	5.80	4.13	-	6.05	-0.04 ↓	-0.66	15	463,943	2,758,862.33
39	FLOURMILL	29.35	-	29.35	29.20	29.00	0.68	29.10	29.10	-0.25 ↓	-0.85	72	5,280,467	153,465,697.45
40	FTNCOCOA	0.50	-	0.50	0.50	0.49	2.00	0.50	0.50	- ↓	-2.00	12	515,986	255,839.31
41	GLAXOSMITH	6.00	-	6.00	6.10	6.10	-	-	6.10	0.10 ↑	1.67	31	430,664	2,637,380.00
42	GTCO	27.40	-	27.40	27.80	27.60	0.72	-	27.75	0.35 ↑	1.28	200	6,997,269	193,729,276.10
43	GUINEAINS	0.20	-	0.20	-	-	-	-	0.20	- →	-	2	4,300	860.00
44	GUINNESS	30.00	-	30.00	-	-	-	-	30.00	- →	-	35	162,779	4,928,940.20
45	HONYFLOUR	3.82	-	3.82	3.84	3.80	1.04	-	3.80	-0.02 ↓	-0.52	71	2,872,940	10,945,488.72
46	IKEJAHOTEL	1.14	-	1.14	-	-	-	-	1.14	- →	-	4	27,868	34,170.60
47	INTBREW	4.80	-	4.80	-	-	-	-	4.80	- →	-	6	18,041	87,801.40
48	JAIZBANK	0.56	-	0.56	0.57	0.56	1.75	-	0.57	0.01 ↑	1.79	38	1,677,382	949,972.09
49	JAPAULGOLD	0.46	-	0.46	0.49	0.48	2.04	-	0.48	0.02 ↑	4.35	20	1,546,500	738,425.00
50	JBERGER	27.00	-	27.00	-	-	-	-	27.00	- →	-	14	81,811	2,043,397.50

Prices for Securities Traded as of 24/09/2021

Printed 24/09/2021 15:00:36.036

S/N	COMPANY	PCLOSE	OOPEN	OPEN	HIGH	LOW	%SPREAD	OCLOSE	CLOSE	CHANGE	%CHANGI	TRADES	VOLUME	VALUE
51	JOHNHOLT	0.72	-	0.72	-	-	-	-	0.72	-	-	2	4,832	3,479.04
52	JULI	0.91	-	0.91	-	-	-	-	0.91	-	-	2	26	24.96
53	LASACO	1.20	-	1.20	-	-	-	-	1.20	-	-	15	246,279	295,357.85
54	LEARNAFRCA	1.44	-	1.44	-	-	-	-	1.44	-	-	8	207,200	294,622.87
55	LINKASSURE	0.59	-	0.59	0.60	0.60	-	-	0.60	0.01	1.69	4	293,387	176,032.20
56	LIVESTOCK	2.10	-	2.10	2.12	2.10	0.94	-	2.12	0.02	0.95	26	2,104,656	4,435,973.60
57	MAYBAKER	4.47	-	4.47	-	-	-	-	4.47	-	-	7	27,510	121,384.00
58	MBENEFIT	0.30	-	0.30	0.30	0.30	-	-	0.30	-	-	9	2,788,580	836,611.53
59	MEYER	0.20	-	0.20	-	-	-	-	0.20	-	-	1	2,544	559.68
60	MORISON	2.10	-	2.10	-	-	-	-	2.10	-	-	1	1,000	2,050.00
61	MRS	15.20	-	15.20	-	-	-	-	15.20	-	-	3	26,760	377,366.00
62	MTNN	175.00	-	175.00	175.00	175.00	-	-	175.00	-	-	76	5,059,113	885,346,442.20
63	MULTIVERSE	0.20	-	0.20	-	-	-	-	0.20	-	-	1	19,824	3,964.80
64	NAHCO	3.52	-	3.52	3.70	3.45	6.76	-	3.50	-0.02	-0.57	117	4,929,546	17,635,552.83
65	NASCON	14.15	-	14.15	14.80	14.80	-	14.80	14.80	0.65	4.59	28	1,141,871	16,637,409.25
66	NB	48.75	-	48.75	-	-	-	-	48.75	-	-	40	107,059	5,000,411.35
67	NCR	3.00	-	3.00	-	-	-	-	3.00	-	-	4	55,531	153,240.90
68	NEIMETH	1.75	-	1.75	-	-	-	-	1.75	-	-	4	10,079	17,556.67
69	NEM	2.00	-	2.00	2.00	2.00	-	-	2.00	-	-	11	441,750	882,135.80
70	NESTLE	1,400.00	-	1,400.00	-	-	-	-	1,400.00	-	-	27	5,468	7,558,917.20
71	NNFM	8.00	-	8.00	-	-	-	-	8.00	-	-	5	98,118	809,919.40
72	NPFMCRFBK	1.65	-	1.65	-	-	-	-	1.65	-	-	3	6,501	10,856.75
73	OANDO	4.82	-	4.82	4.98	4.94	0.80	-	4.94	0.12	2.49	117	2,804,073	13,814,710.85
74	OKOMUOIL	104.00	-	104.00	110.00	110.00	-	-	110.00	6.00	5.77	40	1,094,456	120,342,519.55
75	PHARMDEKO	1.95	-	1.95	2.14	1.99	7.01	-	2.14	0.19	9.74	35	796,168	1,646,144.12



















Prices for Securities Traded as of 24/09/2021

Printed 24/09/2021 15:00:36.036

S/N	COMPANY	PCLOSE	OOPEN	OPEN	HIGH	LOW	%SPREAD	OCLOSE	CLOSE	CHANGE	%CHANGI	TRADES	VOLUME	VALUE
76	PRESKO	79.50	-	79.50	73.00	73.00	-	-	73.00	-6.50 ↓	-8.18	52	781,977	57,091,995.10
77	PRESTIGE	0.47	-	0.47	-	-	-	-	0.47	- →	-	8	550,100	242,050.00
78	PZ	5.75	-	5.75	5.75	5.75	-	-	5.75	- →	-	32	492,266	2,812,528.55
79	REDSTAREX	3.00	-	3.00	-	-	-	-	3.00	- →	-	4	10,620	32,974.60
80	REGALINS	0.47	-	0.47	0.45	0.43	4.44	0.44	0.44	-0.03 ↓	-6.38	24	3,556,000	1,541,950.00
81	RTBRISCOE	0.20	-	0.20	-	-	-	-	0.20	- →	-	3	10,000	2,000.00
82	SCOA	0.96	-	0.96	0.87	0.87	-	-	0.87	-0.09 ↓	-9.37	10	169,312	147,481.44
83	SEPLAT	710.00	-	710.00	710.00	710.00	-	-	710.00	- →	-	11	525,207	372,896,788.00
84	SKYAVN	4.05	-	4.05	-	-	-	-	4.05	- →	-	1	10	40.50
85	SOVRENINS	0.23	-	0.23	0.25	0.23	8.00	0.25	0.25	0.02 ↑	8.70	11	2,623,130	645,997.20
86	STANBIC	39.00	-	39.00	-	-	-	-	39.00	- →	-	14	54,129	2,157,308.20
87	STERLNBANK	1.49	-	1.49	1.49	1.47	1.34	-	1.47	-0.02 ↓	-1.34	60	3,017,860	4,468,505.09
88	TOTAL	199.20	-	199.20	192.00	192.00	-	-	192.00	-7.20 ↓	-3.61	41	820,220	157,418,808.00
89	TRANSCOHOT	4.95	-	4.95	-	-	-	-	4.95	- →	-	1	500	2,700.00
90	TRANSCORP	0.90	-	0.90	0.94	0.92	2.13	-	0.93	0.03 ↑	3.33	61	9,347,635	8,690,961.47
91	TRANSEXPR	0.89	-	0.89	-	-	-	-	0.89	- →	-	1	6,267	5,577.63
92	TRIPPLEG	0.96	-	0.96	-	-	-	-	0.96	- →	-	1	940	817.80
93	UACN	10.00	-	10.00	10.00	10.00	-	-	10.00	- →	-	64	4,728,543	47,284,919.55
94	UBA	7.45	-	7.45	7.50	7.00	6.67	-	7.50	0.05 ↑	0.67	120	4,872,336	35,471,129.40
95	UBN	4.95	-	4.95	4.95	4.95	-	-	4.95	- →	-	24	302,182	1,496,884.60
96	UCAP	8.40	-	8.40	8.60	8.40	2.33	-	8.60	0.20 ↑	2.38	91	4,158,181	35,391,995.45
97	UNILEVER	13.20	-	13.20	-	-	-	-	13.20	- →	-	23	136,197	1,788,560.05
98	UNITYBNK	0.55	-	0.55	-	-	-	-	0.55	- →	-	9	134,705	73,401.60
99	UNIVINSURE	0.20	-	0.20	-	-	-	-	0.20	- →	-	2	6,000	1,200.00
100	UPDC	1.83	-	1.83	1.90	1.87	1.58	-	1.87	0.04 ↑	2.19	23	2,450,021	4,612,699.94

Prices for Securities Traded as of 24/09/2021







Printed 24/09/2021 15:00:36.036

S/N	COMPANY	PCLOSE	OOPEN	OPEN	HIGH	LOW	%SPREAD	OCLOSE	CLOSE	CHANGE	%CHANGE	TRADES	VOLUME	VALUE
101	UPDCREIT	5.60	-	5.60	-	-	-	-	5.60	 - 	-	3	28,475	159,527.50
102	UPL	1.02	-	1.02	-	-	-	-	1.02	 - 	-	1	25,000	28,000.00
103	VANLEER	6.05	-	6.05	-	-	-	-	6.05	 - 	-	1	800	4,360.00
104	VERITASKAP	0.23	-	0.23	-	-	-	-	0.23	 - 	-	8	49,403	11,362.69
105	VITAFOAM	17.50	-	17.50	-	-	-	-	17.50	 - 	-	17	103,135	1,767,882.65
106	WAPCO	22.40	-	22.40	-	-	-	-	22.40	 - 	-	28	145,658	3,246,099.20
107	WAPIC	0.50	-	0.50	0.50	0.50	-	-	0.50	 - 	-	12	129,182	64,483.82
108	WEMABANK	0.76	-	0.76	0.76	0.75	1.32	0.76	0.76	 - 	-1.32	47	3,991,434	3,014,419.00
109	ZENITHBANK	22.85	-	22.85	23.50	22.85	2.77	-	23.50	 0.65 	2.84	275	12,020,170	278,993,673.05
Total												3,228	633,520,160	6,448,609,097.41

Prices for Securities Traded as of 24/09/2021

Printed 24/09/2021 15:00:36.036

PRICES FOR ETF SECURITIES TRADED ON 24/09/2021

S/N	COMPANY	PCLOSE	OPEN	HIGH	LOW	%SPREAD	CLOSE	CHANGE	%CHANG	TRADES	VOLUME	VALUE
1	GREENWETF	100.00	100.00	100.00	100.00	-	100.00		-	1	100	10,000.00
2	NEWGOLD	8,600.00	8,600.00	8,600.00	8,595.00	0.06	8,600.00		-	2	5	42,985.00
3	VETBANK	3.69	3.69	3.69	3.69	-	3.69		-	1	10	36.90
4	VETGOODS	5.49	5.49	5.49	5.49	-	5.49		-	1	10	54.90
5	VETGRIF30	16.85	16.85	16.85	16.75	0.59	16.75	 -0.10	-0.59	2	110	1,852.50
6	VETINDETf	19.54	19.54	19.59	19.59	-	19.59	 0.05	0.26	1	10	195.90
Total										8	245	55,125.20

Prices for Securities Traded as of 24/09/2021

Printed 24/09/2021 15:00:36.036

PRICES FOR BOND SECURITIES TRADED ON 24/09/2021

<u>S/N</u>	<u>COMPANY</u>	<u>PCLOSE</u>	<u>OPEN</u>	<u>HIGH</u>	<u>LOW</u>	<u>%SPREAD</u>	<u>CLOSE</u>	<u>CHANGE</u>	<u>%CHANGE</u>	<u>TRADES</u>	<u>VOLUME</u>	<u>VALUE</u>
1	FGS202261	100.00	100.00	100.00	100.00	-	100.00	-	-	3	4,920	4,920,000.00
2	FGSUK2027S3	100.00	100.00	100.00	100.00	0.00	100.00	0.00	-	5	13,950	13,949,979.30
Total										8	18,870	18,869,979.30